

Refrigerator

**HITACHI**  
Inspire the Next

**HITACHI**  
Inspire the Next

### UPGRADE FOR LIFE

With the latest advanced technology and the trust that comes with a 100-year reputation for reliability, Hitachi home appliances are the ultimate choice for every room, in every home.

Featuring smart human-friendly designs, advanced eco-conscious technologies and quality materials, Hitachi home appliances accentuate your everyday life. Upgrade for Life.



# UPGRADE FOR LIFE



INVERTER × Dual Fan Cooling

# INVERTER × Dual Fan Cooling

The Hitachi Solution for Powerful Refrigeration Plus Exceptional Energy Saving

## Dual Fan Cooling

### Dedicated Fans for Each of the Compartments

It provides optimum cooling in both the freezer and the refrigerator compartments, something a single fan can't do. Improved Dual Fan Cooling ensures energy saving and powerful cooling, supported by the Eco Thermo-Sensor in each compartment detecting any temperature changes at all times.



Freezer Fan

Refrigerator Fan

Inverter Compressor



## High Power Inverter Compressor

Capable of providing exceptionally powerful cooling by generating a large volume of chilled air, as well as efficient low power cooling with microcomputer control.

## Dual Sensing Control

Hitachi refrigerators have two Eco Thermo-Sensors, one in the freezer compartment and the other in the refrigerator compartment. The sensors detect any temperature changes separately to enable the ideal temperatures to be maintained in each of the compartments at all times.



\*All images are for illustrative purpose only.  
\*Illustrated specifications are for Big2 model. Features are model specific.

## Energy Saving

Controlling how much and to which compartment chilled air is delivered, it assures no wasted energy thus helping it acquire world top class energy saving ratings.



## Powerful Cooling

Even if the ambient temperature reaches as high as 60°C, every corner inside the refrigerator is still thoroughly cooled.

Cools even at 60°C

Tested by Hitachi.  
Test conditions:  
Ambient temperature of 60°C and stable interior conditions without opening or closing the door.

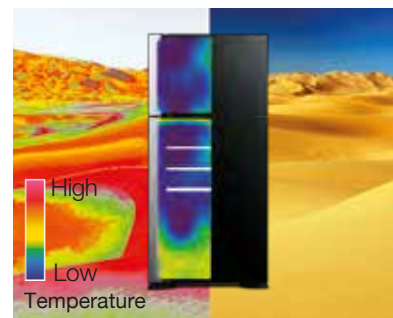


Image of temperature distribution

## Stabilizer Free

Even without a special stabilizer, Hitachi's inverter refrigerator can operate under wide voltage fluctuations.

Cools under wide voltage fluctuations 130v-300v

Tested by Hitachi.  
Operating condition may differ depending on situations.

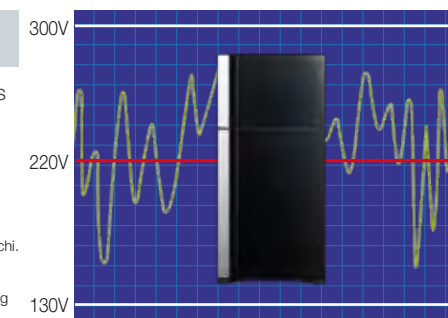


Image of voltage fluctuations

## Long Cool Keeper

The temperature in the freezer compartment is maintained to keep food fresh in the event of a power cut.

Cooling Retention 12-15 Hours Even during power cut

Tested by Hitachi.  
Hours may differ depending on models.





# Side by Side

## ***INVERTER*** × **Dual Fan Cooling**

### Energy Saving

Energy saving up to **48%**  
Comparison of non-inverter R-M700GMS net 584L  
 vs Inverter model R-M700AGP4MSX net 584L.

### Powerful Cooling

Cools even at **60°C**  
Tested by Hitachi.

### Stabilizer Free

Cools under wide  
 voltage fluctuations **130v – 300v**  
Tested by Hitachi.

### Long Cool Keeper

Cooling retention even  
 during power cut **12-15 Hours**  
Tested by Hitachi.  
 Hours may differ depending on models.



Luxury  
Ice & Water Dispenser



Mirror  
Ice & Water Dispenser



Glass  
Ice & Water Dispenser

# Luxury



**INVERTER**  
×  
**Dual Fan Cooling**

Energy Saving

Powerful Cooling

Stabilizer Free

Long Cool Keeper (15 Hours)

## A Breakthrough in Energy Saving



### VIP - Vacuum Insulation Panel

VIP is a thin panel with a vacuum inside giving an extremely high heat insulation performance much higher than that of Urethane, conventional insulation material. It prevents external heat from escaping to achieve exceptional energy savings.



### Cooling Retention 15 Hours

The highest heat insulation performance thanks to VIP even during power cuts.


\*Tested by Hitachi. Comparative tests done with Hitachi's complete lineup.

\*Images are for illustrative purposes only.



### Auto Energy Saving by Eco Monitoring Sensor

Senses if a person is near the refrigerator and automatically switches on/off the energy saving mode. This is useful when you leave your home for an extended period.



### Auto Display by Eco Monitoring Sensor

The controller section is displayed automatically only when somebody approaches.

Luxury  
3 Door  
Net 584L  
(Ice & Water Dispenser)



#### Refrigerator Compartment

- Water Tank with Filter
- Bottle and Wine Shelf
- Tempered Glass Shelves
- LED Light ● Dairy Pocket

#### Vegetable Compartment

- Separate Veg. Compartment
- Super Moist Drawers ● LED Light

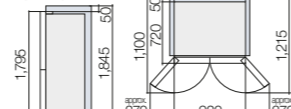
#### Freezer Compartment

- Automatic Ice Maker
- Quick Freezing
- Tempered Glass Shelves ● LED Light


#### General Features

- Inverter Control ● Dual Fan Cooling
- Tank Type Ice & Water Dispenser
- VIP (Vacuum Insulation Panel)
- Auto Door
- Eco Monitoring Sensor
- Eco Thermo-Sensor
- Touch Screen Controller
- Nano Titanium Filter
- Moldproof Door Gasket
- No Frost ● CFC-Free ● HFC-Free

#### Dimensions (mm)



Color



□:Space required for radiation.



## Auto Door

Even when your hands are full, or the door is fully packed and heavy, there are two ways to open it up for you with a single touch.



### Touch Open

Open each door with a single touch.



### Slide Open

Touch the open button and slide, the door whose open button was touched first will open and the other door follows.



- The open button cannot be operated through clothes.
- This function enables the door to be only partly opened to help reduce the burden of opening it.
- The angle that the doors open depends on the placement of the refrigerator.
- The auto door function can be turned off to have the doors operate manually.
- The auto door function of refrigerator does not operate when the vegetable compartment door is open.

## Freshness



### Tank Type Ice & Water Dispenser

Enjoy Clean Ice and Water from Bottle Water

Just pour mineral or other purified water into the 4.0L water tank and ice is automatically made for you. No troublesome plumbing is required, and you can install it virtually anywhere. The tank can be removed too for easy cleaning.



High Humidity  
Approx.  
**90%\***

\*Tested by Hitachi.  
Differs depending on the amount and type of vegetables.

### Separate Compartment for Fresh Vegetables

For long-lasting freshness, each of the cases maintains high humidity at the optimum level of approx. 90% with indirect cooling. And the completely separate compartment is always full of clean air with no transferred odors due to our Nano Titanium Filter.



### Nano Titanium

Nano Titanium is a cutting edge technology that uses a TiO<sub>2</sub> catalyst to provide a powerful antibacterial, anti-mold and deodorizing effect. It's also maintenance-free and requires no extra energy.

## Elegant Design



### Touch Screen Controller

Flat glass panel controls let you change the settings with a simple touch. And a wipe is all it takes to clean the tempered glass surface.



### Elegant Bottle and Wine Shelf

The wavy shelf holds bottles at the optimum angle for storing premium wines and also keeps them from rolling.



### Extra Storage Space

The ice storage bank on the door gives 18L of extra storage space right up to the top of freezer compartment.



# Mirror & Glass



**INVERTER**  
×  
**Dual Fan Cooling**

Energy Saving

Powerful Cooling

Stabilizer Free

Long Cool Keeper (12 Hours)

## Freshness



**Tank Type Ice & Water Dispenser**  
Enjoy Clean Ice and Water from Bottle Water

Just pour mineral or other purified water into the 4.0L water tank and ice is automatically made for you. No troublesome plumbing is required, and you can install it virtually anywhere. Tank can be removed too for easy cleaning.

\* Ice & Water Dispenser models only.



High Humidity  
Approx.  
**90%\***

\*Tested by Hitachi. Differs depending on the amount and type of vegetables.

**Separate Compartment for Fresh Vegetables**

For long-lasting freshness, each of the cases maintains high humidity at the optimum level of approx. 90% with indirect cooling. And the completely separate compartment is always full of clean air with no transferred odors due to our Nano Titanium Filter.

\*3 Door models only.



**Nano Titanium**

Nano Titanium is a cutting edge technology that uses a TiO<sub>2</sub> catalyst to provide a powerful antibacterial, anti-mold and deodorizing effect. It's also maintenance-free and requires no extra energy.

## Elegant Design

### Mirror

3 Door  
Net 584L  
(Ice & Water Dispenser)



(MBW)

(MIR)

Freezer Compartment Refrigerator Compartment



Vegetable Compartment

### Refrigerator Compartment

- Water Tank with Filter
- Bottle and Wine Shelf
- Tempered Glass Shelves
- LED Light ● Dairy Pocket


### Vegetable Compartment

- Separate Veg. Compartment
- Super Moist Drawers ● LED Light

### Freezer Compartment

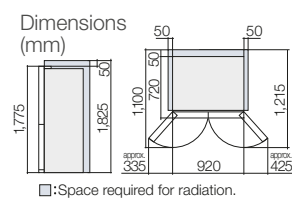
- Automatic Ice Maker ● Quick Freezing
- Tempered Glass Shelves ● LED Light

Color



### General Features

- Inverter Control ● Dual Fan Cooling
- Tank Type Ice & Water Dispenser
- Eco Thermo-Sensor
- Touch Screen Controller
- Nano Titanium Filter
- Moldproof Door Gasket
- No Frost ● CFC-Free ● HFC-Free



□:Space required for radiation.

### Glass

3 Door  
Net 584L  
(Ice & Water Dispenser)



(GBK)

(GBK)

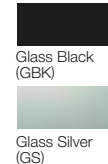
2 Door  
Net 589L  
(Ice & Water Dispenser)



(GS)

(GS)

Color



### Refrigerator Compartment

- Water Tank with Filter<sup>1</sup>
- Tempered Glass Shelves
- LED Light ● Dairy Pocket

### Vegetable Compartment

- Separate Veg. Compartment<sup>2</sup>
- Super Moist Drawers ● LED Light<sup>2</sup>

### Freezer Compartment

- Automatic Ice Maker<sup>1</sup>
- Twist Ice Maker<sup>3</sup>
- Tempered Glass Shelves ● LED Light

### General Features

- Inverter Control ● Dual Fan Cooling
- Eco Thermo-Sensor
- Tank Type Ice & Water Dispenser<sup>1</sup>
- Touch Screen Controller
- Nano Titanium Filter
- Moldproof Door Gasket
- No Frost ● CFC-Free ● HFC-Free

<sup>1</sup> Applies to Ice & Water Dispenser models.

<sup>2</sup> Applies to 3 Door models.

<sup>3</sup> Applies to models without Ice & Water Dispenser.



**Touch Screen Controller**

Flat glass panel controls let you change the settings with a simple touch. And a wipe is all it takes to clean the tempered glass surface.



**Elegant Bottle and Wine Shelf**

The wavy shelf holds bottles at the optimum angle for storing premium wines and also keeps them from rolling.

\* Mirror models only.



**Extra Storage Space**

The ice storage bank on the door gives 18L of extra storage space right up to the top of freezer compartment.



# Bottom Freezer



**INVERTER**  
×  
**Dual Fan Cooling**

### Energy Saving

Energy saving up to **49%**  
Comparison of non-inverter R-W691EMS net 550L vs Inverter model R-WB735P5MS net 590L.

### Powerful Cooling

Cools even at **60°C**  
Tested by Hitachi.

### Stabilizer Free

Cools under wide voltage fluctuations **130v-300v**  
Tested by Hitachi.

### Long Cool Keeper

Cooling retention even during power cut **12-15 Hours**  
Tested by Hitachi. Hours may differ depending on models.



4 Door French Bottom Freezer Water Dispenser



4 Door French Bottom Freezer



3 Door French Bottom Freezer



2 Door



2 Door Stylish Bottom Freezer



# 4 Door French Bottom Freezer



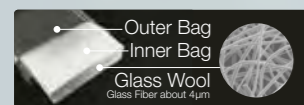
**INVERTER**  
x  
**Dual Fan Cooling**

Energy Saving

Powerful Cooling

Stabilizer Free

Long Cool Keeper (15 Hours)



VIP – Vacuum Insulation Panel

\*For details, please refer to page 6.

4 Door  
Net 637L / 587L  
(Water Dispenser)



(XGR)

Net 640L / 590L



(GBK)



Freezer Compartment

**Refrigerator Compartment**

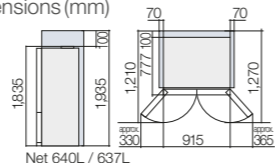
- Aero-care Vege Compartment
- Open Assist Handle
- Water Tank with Filter\*1
- Double Layer Door Pockets
- LED Light
- Tempered Glass Shelves

**Color**



Mirror (MIR)\*2

**Dimensions (mm)**



Net 640L / 637L

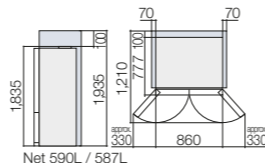
**Freezer Compartment**

- Easy Twist Ice Maker
- Double Slide Case ● Extra Wide Case

**General Features**

- Inverter Control ● Dual Fan Cooling
- VIP (Vacuum Insulation Panel)
- Tank Type Water Dispenser\*1
- Eco Thermo-Sensor
- Touch Screen Controller
- ECO lamp ● Dual Fan lamp
- Nano Titanium Filter
- Moldproof Door Gasket
- No Frost ● CFC-Free ● HFC-Free

\*1 Applies to the 637L / 587L models.  
\*2 Applies to the 640L / 590L models.



Net 590L / 587L

□: Space required for radiation.

## Aero-care Vege Compartment



Big **59L**

\*Applies to the 640L / 637L model.



A platinum catalyst maintains a high concentration of carbon dioxide in the compartment. This large vegetable compartment keeps items fresher for longer.

### As a Result of Joint Research by Hokkaido University and Hitachi

A platinum catalyst is now used for the first time in a home refrigerator. Even at low temperatures, the catalyst increases the amount of carbon dioxide in the Aero-care Vege Compartment.

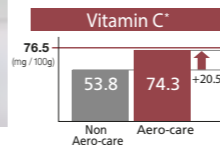
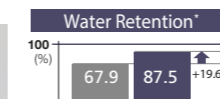
Professor Atsushi Fukuoka, Catalysis Research Center, Hokkaido University



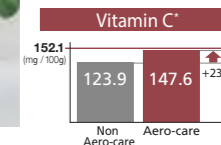
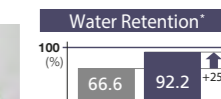
### Keeps vegetables fresh for seven days!

Comparison after 7 days of Aero-care and non Aero-care storage.

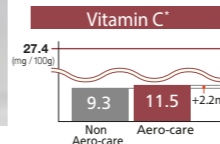
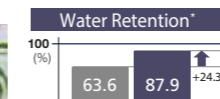
**Bok-Choy**



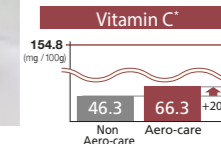
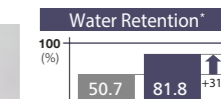
**Kale**



**Water Spinach**



**Coriander**

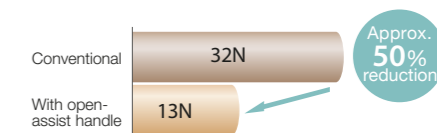


\* Tested by Hitachi.

### Open-Assist Handle

The open-assist handle enables opening with less effort by approx. 50%\* even when a lot of items are stored and the compartment is heavy.

\*Comparison of the effort required to pull out vegetables compartments with 12kg loads.



Approx. 50% reduction



## Easy-View Refrigerator Compartment

The often-used refrigerator compartment is positioned at the top for easy use and offers a wide field of vision. Even with a lot of food stored, a glance is all you need to see everything, so it's easy to put in and take out items.



## A Spacious Freezer with More Benefits

The freezer compartment offers a large capacity for storing items. Practical functionality with Double Sliding Cases and an extra wide case for larger items. No space is wasted with the door mounted Easy Twist Ice Maker.

### Easy Twist Ice Maker

Located in the door makes it easy to make and take out ice.



### Easy Water Supply



### Spacious Freezer Layout

Double Sliding Cases for Well-organized Storage



Extra Wide Case for Big Items



\*Applies to the 640L / 637L model.

## Selectable Mode Compartment

The Select Lever provides an easy way to customize the layout by switching between the Vegetable and Dairy/Meat Mode to match your lifestyle.



### Vegetable Mode

- For storage of easily damaged soft fruits and vegetables
- Organizes items by size



### Dairy / Meat Mode

- Keeps meat and fish fresh
- Thaws frozen meals
- Rapidly cools drinks

## Outstanding Design



### Tank Type Water Dispenser

Enjoy Clean Water from Bottle Water

Just pour mineral or other purified water into the 3.0L tank and cold water is automatically made for you. No troublesome plumbing is required, and tank can be removed too for easy cleaning.

\*Applies to the 637L / 587L models.



### Double Layer Door Pockets

Well-designed for easy-organized storage of different sized bottles, with large door pocket at the back and small pocket at the front.



### Touch Screen Controller

Flat glass panel controls let you change settings with a simple touch. And a wipe is all it takes to clean the tempered glass surface.



**ECO Lamp**  
ECO display lights up when refrigerator operation is stable.



**Dual Fan Lamp**  
Dual Fan display lights up during Dual Fan operation.



### Bright, Energy Saving LED Light

Lasts a long time and consumes much less energy than conventional lamps.



# 3 Door French Bottom Freezer



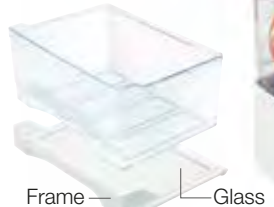
**INVERTER**  
×  
**Dual Fan Cooling**

- Energy Saving
- Powerful Cooling
- Stabilizer Free
- Long Cool Keeper (12 Hours)

## Refrigerator Compartment

### Smart, Extendable Compartment for Crisp and Fresh Vegetables

The drawer featuring a sturdy frame with glass can hold and support items but it's easy to open and close, too. The case can be significantly extended to hold and arrange plenty of food, fruits and vegetables. A case cover prevents loss of moisture and keeps the fruits and vegetables crisp and fresh.



## Selectable Mode Compartment

The Select Lever lets you adjust the temperature inside the compartment by switching between the Vegetable and Dairy/Meat modes to match your lifestyle.



**Vegetable Mode**  
 ■ For storage of easily damaged soft fruits and vegetables  
 ■ Organizes items by size



**Dairy / Meat Mode**  
 ■ Keeps meat and fish fresh  
 ■ Thaws frozen meals  
 ■ Rapidly cools drinks



### Quick Access, Easy-to-See Layout

Fridge compartment is located at the top which is a convenient height for usage. Just open the door and you can see and access everything stored planning menus ahead time.



### Touch Screen Controller

Flat glass panel controls let you change the settings with a simple touch. And a wipe is all takes to clean the tempered glass surface.

3 Door Net 455L



Net 405L



**Vegetable Compartment**  
**Refrigerator Compartment**  
**Freezer Compartment**

### Refrigerator Compartment

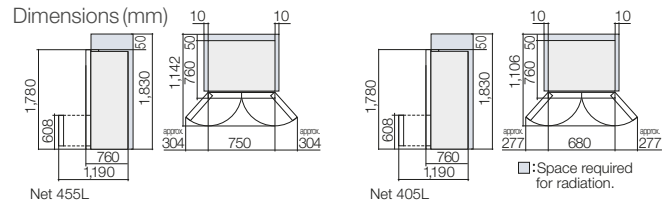
- Smart-Open Vege Compartment
- Selectable Mode Compartment
- LED Light
- Tempered Glass Shelves

- Color**
- Glass Black (GBK)
  - Glass Brown (GBW)
  - Glass Silver (GS)
  - Glass Gray (GGR)
  - Glass Pure White (GPW)

### Freezer Compartment

- Double-Deck Drawer
- Movable Twist Ice Tray

- General Features**
- Inverter Control
  - Dual Fan Cooling
  - Eco Thermo-Sensor
  - Touch Screen Controller
  - Nano Titanium Filter
  - Moldproof Door Gasket
  - No Frost ● CFC-Free
  - HFC-Free



### Bright, Energy Saving LED Light



Lasts a long time and consumes much less energy than conventional lamps.

### Tempered Glass Shelves



Scratch-proof, heat-resistant and prevent spills, the tempered glass shelves can even hold up to 100kg\* each.  
\*Weight resistance of Tempered Glass.

### Jumbo Door Pockets



Just the right size, these pockets are wide enough to hold 2.0L bottles.

## Freezer Compartment



### Double-Deck Freezer Compartment

Double-deck construction for easier organization of items.



### Movable Twist Ice Tray

You can move the ice tray or even remove it for more convenient and efficient use of storage space.



# 2 Door



**INVERTER**  
×  
**Dual Fan Cooling**

Energy Saving

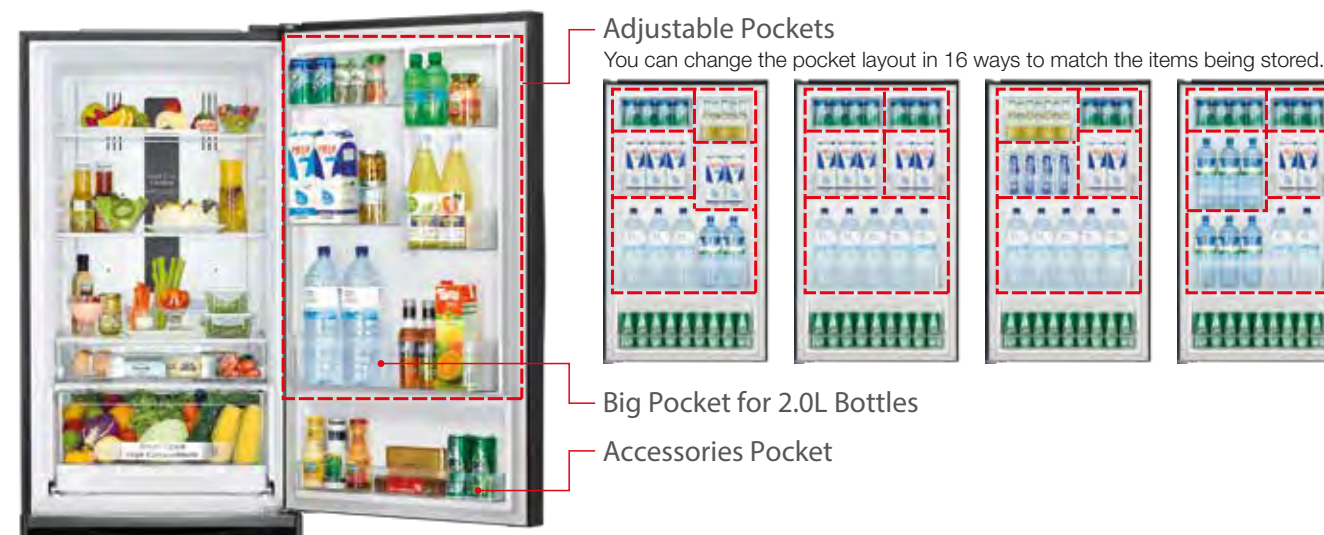
Powerful Cooling

Stabilizer Free

Long Cool Keeper (12Hours)

## Large-Capacity Single Door

The single large door pocket can store 5 of 2.0L drinking bottles for easy access.



**Adjustable Pockets**

You can change the pocket layout in 16 ways to match the items being stored.



**Big Pocket for 2.0L Bottles**

**Accessories Pocket**

## Smart, Extendable Compartment for Crisp and Fresh Vegetables

The drawer featuring a sturdy frame with glass can hold and support items but it's easy to open and close, too. The case can be significantly extended to hold and arrange plenty of food, fruits and vegetables. A case cover prevents loss of moisture and keeps the fruits and vegetables crisp and fresh.



## Quick Access, Easy-to-See Layout

Fridge compartment is located at the top which is a convenient height for usage. Just open the door and you can see and access everything stored planning menus ahead time.

## Selectable Mode Compartment

The Select Lever lets you adjust the temperature inside the compartment by switching between the Vegetable and Dairy/Meat modes to match your lifestyle.



**Vegetable Mode**

- For storage of easily damaged soft fruits and vegetables
- Organizes items by size



**Dairy / Meat Mode**

- Keeps meat and fish fresh
- Thaws frozen meals
- Rapidly cools drinks

2 Door  
Net 470L



(GBK)


2 Door  
Net 415L



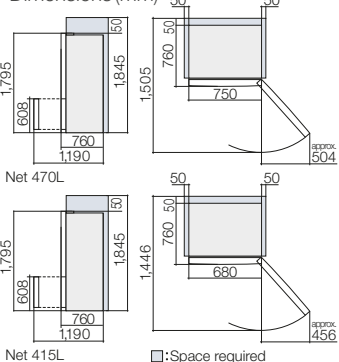
(GGR)



Color



Dimensions (mm)



### Refrigerator Compartment

- Smart-Open Vege Compartment
- Selectable Mode Compartment
- LED Light
- Tempered Glass Shelves

### Freezer Compartment

- Double-Deck Drawer
- Movable Twist Ice Tray

### General Features

- Inverter Control
- Dual Fan Cooling
- Eco Thermo-Sensor
- Touch Screen Controller
- Nano Titanium Filter
- Moldproof Door Gasket
- No Frost ● CFC-Free
- HFC-Free



# 2 Door | Stylish Bottom Freezer



(XGR)

**INVERTER**  
×  
**Dual Fan Cooling**

Energy Saving

Powerful Cooling

Stabilizer Free

Long Cool Keeper (12 Hours)

## Freezer Compartment

### Hybrid Freezing

Delicious Cooking Results

Thanks to the aluminum plate, items can freeze rapidly. As well as retaining freshness, rapid freezing reduces drip during thawing, so flavor is also retained. It brings delicious cooking results!



Conventional

Large amount of drip  
0.57g / 100g



Hybrid Freezing

Minimal drip  
0.24g / 100g

\*Comparison of the amount of drip released 4 hours after thawing from items frozen for 3 days.

Aluminum Plate in Easy Access Case

### Easy Access Case

The top of the freezer compartment is open so that you can reach items directly.



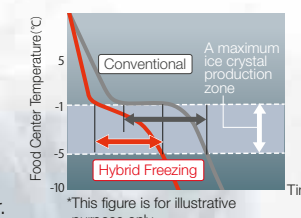
### Deep & Large Case

Bigger-sized frozen foods can be easily stored in these specially designed deep & large freezer cases.



### What's the Advantage of Hybrid Freezing?

When meat and other foods are frozen in the conventional way, water inside the cells freezes into large ice crystals, destroying the cell walls resulting in a large amount of drip when items are thawed. This is one of the major causes of flavor loss. If food items rapidly pass through the temperature zone between -1°C and -5°C, ice crystals are kept small to minimize damage to cell walls and retain flavor.



## Refrigerator Compartment



### Slide Shelf

Slide shelf makes it easier to see and reach items at the back enabling efficient, organized storage.

### Selectable Mode Compartment

The Select Lever lets you adjust the temperature inside the compartment by switching between the Vegetable and Dairy/Meat modes.



### Vegetable Compartment

Ensures indirect cooling to maintain the optimum moisture level for vegetables.

High Humidity **Approx. 90%\***

Tested by Hitachi. Differs depending on the amount and type of vegetables.



### Touch Screen Controller

Flat glass panel controls let you change the settings with a simple touch. And a wipe is all it takes to clean the tempered glass surface.



### Adjustable Door Pockets

You can change the pocket layout to match the items being stored.

### Bottom Pocket

Convenient medium-size pocket for storing 0.5L bottles.



### Elegant Bottle and Wine Shelf

The wavy shelf holds bottles at the optimum angle for storing premium wines and also large enough for 1.5L bottles.

Glass Deluxe  
2 Door  
Net 330L



Color  
Gradation Gray (XGR)  
Glass Black (GBK)  
Glass Silver (GS)  
Glass Pure White (GPW)  
Glass Beige (GBE)

Vegetable Compartment  
Refrigerator Compartment



Freezer Compartment

### Refrigerator Compartment

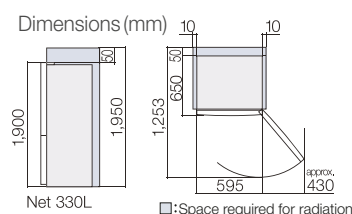
- Selectable Mode Compartment
- Vegetable Compartment
- Slide Shelf
- Bottle and Wine Shelf
- Tempered Glass Shelves
- Adjustable Door Pockets
- Bottom Pocket
- LED Light

### Freezer Compartment

- Hybrid Freezing
- Easy Access Case
- Deep & Large Case
- Quick Freezing Mode

### General Features

- Inverter Control
- Dual Fan Cooling
- Eco Thermo-Sensor
- Touch Screen Controller
- Nano Titanium Filter
- CFC-Free ● HFC-Free
- No Frost





# 2 Door | Stylish Bottom Freezer



(Glass, GBK)

**INVERTER**

- Energy Saving
- Powerful Cooling
- Stabilizer Free
- Long Cool Keeper (12 Hours)

## Freezer Compartment



### Easy Access Case

The top of the freezer compartment is open so that you can reach items directly.



### Deep & Large Case

Bigger-sized frozen foods can be easily stored in these specially designed deep & large freezer cases.

## Refrigerator Compartment




### Vegetable Compartment

Ensures indirect cooling to maintain the optimum moisture level for vegetables.

High Humidity **Approx. 90%**

Tested by Hitachi. Differs depending on the amount and type of vegetables.



### Tempered Glass Shelves

Scratch-proof, heat-resistant and prevent spills, the tempered glass shelves can even hold up to 100kg\* each.

\*Weight resistance of Tempered Glass.



### Adjustable Door Pockets

You can change the pocket layout to match the items being stored.

### Bottom Pocket

Convenient medium-size pocket for storing 0.5L bottles.



### Bright, Energy Saving LED Light

Refrigerator compartment features long lasting LED lighting that consumes much less energy than conventional lamps.



### Nano Titanium

Nano Titanium is a cutting edge technology that uses a TiO<sub>2</sub> catalyst to provide a powerful antibacterial, anti-mold and deodorizing effect. It's also maintenance-free and requires no extra energy.

Glass 2 Door Net 330L



Vegetable Compartment Refrigerator Compartment



Freezer Compartment

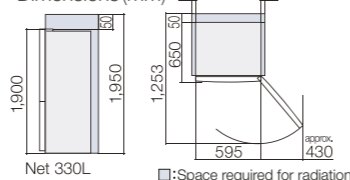
### Refrigerator Compartment

- Vegetable Compartment
- Tempered Glass Shelves
- Adjustable Door Pockets
- Bottom Pocket
- LED Light

### Color



### Dimensions (mm)



### Freezer Compartment

- Easy Access Case
- Deep & Large Case

### General Features

- Inverter Control
- Eco Thermo-Sensor
- Rear Temp. Control Dial
- Nano Titanium Filter
- CFC-Free ● HFC-Free
- No Frost

Standard 2 Door Net 330L



Vegetable Compartment Refrigerator Compartment



Freezer Compartment

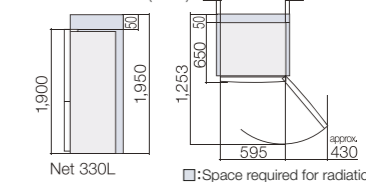
### Refrigerator Compartment

- Vegetable Compartment
- Tempered Glass Shelves
- Adjustable Door Pockets
- Bottom Pocket
- LED Light

### Color



### Dimensions (mm)





# 2 Door | Stylish Bottom Freezer



**INVERTER**  
Dual Sensing Control

Energy Saving

Powerful Cooling

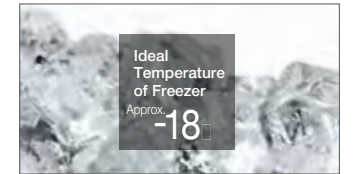
Stabilizer Free

Long Cool Keeper (12 Hours)

## Dual Sensing Control

Hitachi Refrigerators have two Eco Thermo Sensors, which detect any temperature changes separately to enable the ideal temperatures to be maintained in each of the compartments at all times.

If a refrigerator has only one sensor, which is usually in the refrigerator compartment, temperature changes in the freezer due to various factors can't be detected and stored items won't be properly frozen. Having an additional sensor also in the freezer ensures that won't happen and every item that is stored in each compartment is kept in ideal condition.



## Spot Cooling Function

For items that you want to cool off quickly and powerfully, there is a space prepared on the middle shelf with a spot cooling function, where the direct chilled air hits those items placed there. This is convenient when you want to cool drinks quickly.



Approx. **20%\***  
**Faster Cooling**

\* Tested by Hitachi. Comparison between the area with and without (the second from the top shelf) the spot cooling function.

## Fresh Select

The Select Lever lets you adjust the inside temperature by switching between the two modes.



Vegetable Mode

- For storage of easily damaged soft fruits and vegetables
- Organizes items by size



Dairy/Meat Mode

- Keeps meat and fish fresh
- Thaws frozen foods
- Rapidly cools drinks

## Door Pockets

Able to store a variety of bottles and cans.

Bottom Pocket

For 2L bottles, 1L cartons and various sized seasonings.



Standard Net 275L



(BSL)



(BBK)

Vegetable Compartment Refrigerator Compartment



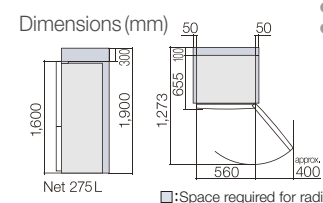
Freezer Compartment

### Refrigerator Compartment

- Fresh Select
- Vegetable Compartment
- Tempered Glass Shelves
- Bottom Pocket
- LED Light

### Freezer Compartment

- Tempered Glass Shelf
- Easy Access Case
- Deep & Large Case
- Ice Tray
- Ice Box



### General Features

- Inverter Control
- Dual Sensing Control (Eco Thermo-Sensor)
- Rear Temp. Control Dial
- Nano Titanium Filter
- CFC-Free ● HFC-Free
- No Frost

## Easy Access Case



The middle of the freezer compartment is open so that you can reach items directly.

## Deep & Large Case



Bigger-sized frozen foods can be easily stored in this specially designed deep & large freezer case.

## Tempered Glass Shelves



Scratch-proof and heat-resistant, the tempered glass shelves can even hold up to 100kg\* each.

\*Weight resistance of Tempered Glass.

## Nano Titanium



Nano Titanium is a cutting edge technology that uses a TiO<sub>2</sub> catalyst to provide a powerful antibacterial, anti-mold and deodorizing effect. It's also maintenance-free and requires no extra energy.



# Top Freezer



## **INVERTER** × **Dual Fan Cooling**

### Energy Saving

Energy saving up to **35%**

Comparison of non-inverter R-W691FMSX net 550L vs inverter R-W720FPMSX net 582L.

### Powerful Cooling

Cools even at **60°C**

Tested by Hitachi.

### Stabilizer Free

Cools under wide voltage fluctuations **130v – 300v**

Tested by Hitachi.

### Long Cool Keeper

Cooling retention even during power cut **12 Hours**

Tested by Hitachi.



4 Door  
New Big French



4 Door  
Big French



2 Door  
Big2



2 Door  
Super Big2



2 Door  
Stylish Line



2 Door  
Stylish Line



# 4 Door New Big French



**INVERTER**  
×  
**Dual Fan Cooling**

Energy Saving

Powerful Cooling

Stabilizer Free

Long Cool Keeper (12 Hours)

Deluxe Glass Net 540L (GBK) Standard Glass Net 540L (GGR) Standard Stylish Net 540L (BBK)



Vegetable Compartment Refrigerator Compartment

### Refrigerator Compartment

- Water Tank with Filter
- Fresh Select
- Big, Moisture-Guard Vegetable Compartment
- Front Air Flow
- LED Light
- Tempered Glass Shelves

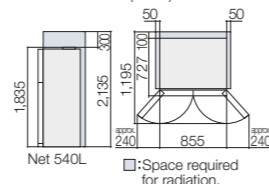
### Freezer Compartment

- Automatic Ice Maker (Deluxe models)
- Movable Twist Ice Tray (Standard models)
- LED Light
- Quick Freezing
- Tempered Glass Shelf

### General Features

- Inverter Control
- Dual Fan Cooling
- Dual Sensing Control (Eco Thermo-Sensor)
- Tank Type Water Dispenser
- LED Control Panel
- Blue Digital Display (Deluxe models)
- Cool Power Display
- Nano Titanium Filter
- Moldproof Door Gasket
- No Frost ● CFC-Free ● HFC-Free

### Dimensions (mm)



## Fresh Select



The Select Lever lets you adjust the inside temperature by switching between the two modes.

**Vegetable Mode**

- For storage of easily damaged soft fruits and vegetables
- Organizes items by size

**Dairy / Meat Mode**

- Keeps meat and fish fresh
- Thaws frozen foods
- Rapidly cools drinks

## Big, Moisture-Guard Vegetable Compartment

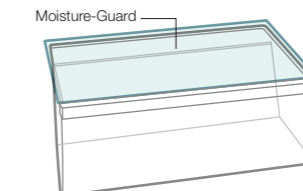


Optimum High Humidity with the Moisture-Guard

Moisture-Guard on top ensures indirect cooling to maintain the optimum moisture level on the vegetables.

High Humidity **Approx. 92%\***

\*Tested by Hitachi. Differs depending on the amount and type of vegetables.



Double-Deck Vegetable Storage

Select the Vegetable mode of the Fresh Select and it becomes a second storage area for vegetables, adding an extra space.



### Tank Type Water Dispenser

Enjoy Clean Water

Just pour mineral or other purified water into the tank and cold water is automatically made for you. You can remove the water tank for easy cleaning.



### Touch Screen Controller

Flat glass panel controls let you change the settings with a simple touch. And a wipe is all it takes to clean the tempered glass surface.

\*All display functions illuminated as an example. Actual display differs depending on the settings selected.

### Automatic Ice Maker

Ice cubes can be made automatically and continuously simply by filling the tank with water. \*Deluxe Models only.



### Tempered Glass Shelves

Scratch-proof and heat-resistant, the tempered glass shelves can even hold up to 100kg\* each.

\*Weight resistance of Tempered Glass.





# 4 Door Big French



**INVERTER**  
×  
**Dual Fan Cooling**

Energy Saving

Powerful Cooling

Stabilizer Free

Long Cool Keeper(12 Hours)

## Super Spacious, Wider 78cm Interior



## Selectable Mode Compartment

The Select Levers let you adjust the temperature in each side of the compartment by switching between the Vegetable and Dairy/Meat modes. And you can move the separator to change the size of left/right areas.



**Vegetable Mode**  
 ■ For storage of easily damaged soft fruits and vegetables  
 ■ Organizes items by size



**Dairy / Meat Mode**  
 ■ Keeps meat and fish fresh  
 ■ Thaws frozen meals  
 ■ Rapidly cools drinks



## Big, Moisture-Guard Vegetable Compartment

Ensures indirect cooling to maintain the optimum moisture level on the vegetables.

Deluxe  
Net 582L



Color  
 Glass Black (GBK)  
 Glass Brown (GBW)  
 Glass Gray (GGR)

Standard  
Net 582L



Color  
 Glass Black (GBK)  
 Glass Brown (GBW)  
 Glass Gray (GGR)  
 Inox (INX)

Freezer Compartment



Refrigerator Compartment  
 Vegetable Compartment

### Refrigerator Compartment

- Water Tank with Filter
- Selectable Mode Compartment
- Big, Moisture-Guard Vegetable Compartment
- Front Air Flow
- LED Light
- Tempered Glass Shelves

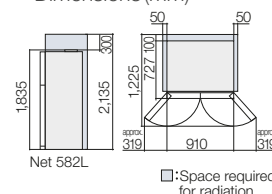
### Freezer Compartment

- Automatic Ice Maker (Deluxe models)
- Movable Twist Ice Tray (Standard models)
- LED Light
- Quick Freezing
- Tempered Glass Shelf

### General Features

- Inverter Control
- Dual Fan Cooling
- Eco Thermo-Sensor
- Tank Type Water Dispenser
- LED Control Panel (Deluxe models)
- Blue Digital Display (Deluxe models)
- Cool Power Display
- Nano Titanium Filter
- Moldproof Door Gasket
- No Frost
- CFC-Free
- HFC-Free

### Dimensions (mm)



## Tank Type Water Dispenser

Enjoy Clean Water

Just pour mineral or other purified water into the tank and cold water is automatically made for you. No troublesome plumbing is required, and tank can be removed too for easy cleaning.



## Automatic Ice Maker

Ice cubes can be made automatically and continuously simply by filling the tank with water.

\*Applies to the Deluxe models.



## LED Digital Control panel

You can adjust the inside temperature with smart one-touch operation.

### Quick Freezing Mode

A strong flow of icy air quickly makes ice and freezes fresh meat and fish keeping nutrients and flavor.

### Energy Saving Mode

Saves energy when not using the refrigerator for a long time, such as when you're away on vacation.

### Child Lock

For preventing children from playing with the control panel.



# 2 Door Big2



**INVERTER**  
×  
**Dual Fan Cooling**

Energy Saving

Powerful Cooling

Stabilizer Free

Long Cool Keeper (12 Hours)

Glass  
Net 550L /  
510L / 450L



(GGR)

Stylish  
Net 550L /  
510L / 450L



(BBK)

Freezer  
Compartment



Vegetable  
Compartment Refrigerator  
Compartment

Color



### Refrigerator Compartment

- Fresh Select
- Big, Moisture-Guard Vegetable Compartment
- Front Air Flow
- LED Light
- Adjustable Pocket
- Tempered Glass Shelves

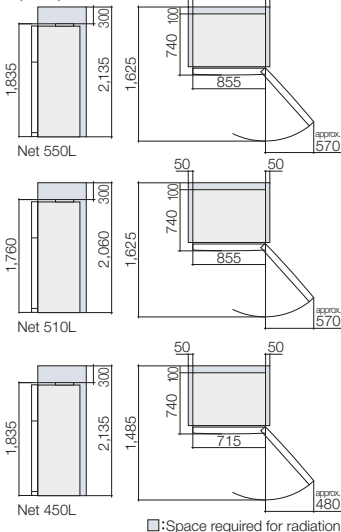
### Freezer Compartment

- Movable Twist Ice Tray
- LED Light
- Tempered Glass Shelf

### General Features

- Inverter Control
- Dual Fan Cooling
- Touch Screen Controller
- Dual Sensing Control (Eco Thermo-Sensor)
- Nano Titanium Filter
- Moldproof Door Gasket
- No Frost ● CFC-Free
- HFC-Free
- Lock and Key (Option for Stylish models)

Dimensions  
(mm)



## Fresh Select



The Select Lever lets you adjust the inside temperature by switching between the two modes.



Vegetable Mode

- For storage of easily damaged soft fruits and vegetables
- Organizes items by size



Dairy / Meat Mode

- Keeps meat and fish fresh
- Thaws frozen foods
- Rapidly cools drinks

## Big, Moisture-Guard Vegetable Compartment

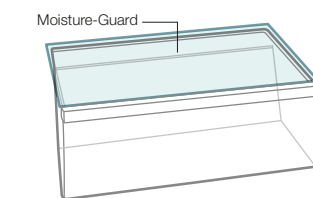


Optimum High Humidity with the Moisture-Guard

Moisture-Guard on top ensures indirect cooling to maintain the optimum moisture level on the vegetables.

High Humidity Approx. 92%\*

\*Tested by Hitachi. Differs depending on the amount and type of vegetables.



Double-Deck Vegetable Storage

Select the Vegetable mode of the Fresh Select and it becomes a second storage area for vegetables, adding an extra space.



## Touch Screen Controller

Flat glass panel controls let you change the settings with a simple touch. And a wipe is all it takes to clean the tempered glass surface.

\*All display functions illuminated as an example. Actual display differs depending on the settings selected.



### Adjustable Pocket

You can adjust the height of the pocket in two steps to match the items being stored, and there's enough room to store 2.0L bottles.

\*The photo shows 550L door pockets.

## Movable Twist Ice Tray

You can move the ice tray or even remove it for more convenient and efficient use of storage space.



## Tempered Glass Shelves

Scratch-proof and heat-resistant, the tempered glass shelves can even hold up to 100kg\* each.

\*Weight resistance of Tempered Glass.





# 2 Door Super Big2



**INVERTER**  
x  
**Dual Fan Cooling**

Energy Saving

Powerful Cooling

Stabilizer Free

Long Cool Keeper (12 Hours)

## Mega Size Refrigerator 700 - 600L



### Selectable Mode Compartment

The Select Levers let you adjust the temperature in each side of the compartment by switching between the Vegetable and Dairy/Meat modes. And you can move the separator to change the size of left/right areas.



#### Vegetable Mode

- For storage of easily damaged soft fruits and vegetables
- Organizes items by size

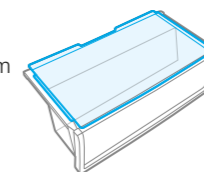


#### Dairy / Meat Mode

- Keeps meat and fish fresh
- Thaws frozen meals
- Rapidly cools drinks

### Big, Moisture-Guard Vegetable Compartment

Optimum High Humidity with the Moisture-Guard  
The Moisture-Guard ensures indirect cooling to maintain the optimum moisture level on the vegetables.



High Humidity  
approx.  
**90%\***

\*Tested by Hitachi. Differs depending on the amount and type of vegetables.



Net 700L / 600L



Freezer Compartment



Color

Stainless Look Silver (SLS)

Texture White (TWH)

Inox (INX)

#### Refrigerator Compartment

- Selectable Mode Compartment
- Big, Moisture-Guard Vegetable Compartment
- Front Air Flow
- LED Light
- Tempered Glass Shelves

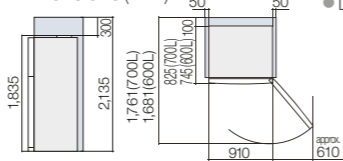
#### Freezer Compartment

- Movable Twist Ice Tray
- LED Light
- Tempered Glass Shelf

#### General Features

- Inverter Control
- Dual Fan Cooling
- Eco Thermo-Sensor
- LED Control Panel
- Cool Power Display
- Nano Titanium Filter
- Moldproof Door Gasket
- No Frost
- CFC-Free
- HFC-Free
- Lock and Key (Option)

Dimensions (mm)



□:Space required for radiation.

### LED Digital Control Panel

You can adjust the inside temperature with smart, one-touch operation.



#### Quick Freezing Mode

A strong flow of icy air quickly makes ice and freezes fresh meat and fish keeping nutrients and flavor.

#### Energy Saving Mode

Saves energy when not using the refrigerator for a long time, such as when you're away on vacation.

#### Child Lock

For preventing children from playing with the control panel.

### Bright, Energy Saving LED Light



Both compartments feature LED lighting that lasts a long time and consumes much less energy than conventional lamps.



# 2 Door Stylish Line



**INVERTER**  
×  
**Dual Fan Cooling**

Energy Saving

Powerful Cooling

Stabilizer Free

Long Cool Keeper (12 Hours)

Glass Net 395L / 365L / 335L Stylish Net 395L / 365L / 335L



(GBK)



(SLS)



- Color
- Gradation Rose Red (XFRZ)
  - Gradation Gray(XGR)
  - Glass Black (GBK)
  - Glass Brown (GBW)
  - Glass Gray (GGR)

- Color
- Stainless Look Silver(SLS)
  - Pure White (PWH)
  - Inox (INX)

### Refrigerator Compartment

- LED Light
- Tempered Glass Shelves
- Slide Out Chilled Case
- Jumbo Door Pocket

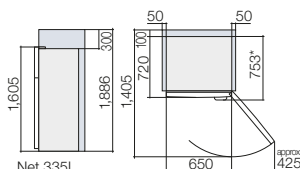
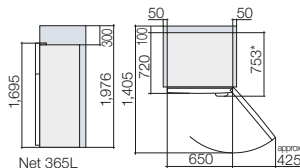
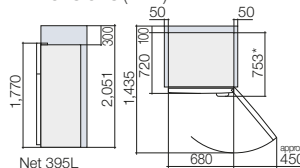
### Freezer Compartment

- Movable Twist Ice Tray
- Tempered Glass Shelf

### General Features

- Inverter Control
- Dual Fan Cooling
- Eco Thermo-Sensor
- Nano Titanium Filter
- Moldproof Door Gasket
- No Frost ● CFC-Free
- HFC-Free
- Lock and Key (Option for Stylish models)
- Water Dispenser (Option for Stylish models)

### Dimensions (mm)



□: Space required for radiation.  
\*Water Dispenser models.



## Compact but High Power Inverter Compressor

A compact but high power inverter compressor is capable of providing exceptionally powerful cooling by generating a large volume of chilled air, while adjusting cooling power. Also providing efficient low power cooling with microcomputer control and Eco Thermo-Sensor.



## Eco Thermo-Sensor Control

Hitachi's Eco Thermo-Sensor detects temperature changes inside the refrigerator, and then the microcomputer provides optimum cooling for efficient operation at all times.



Factors that change the temperature inside the refrigerator



Amount of food stored



Frequency of opening/closing of door



Ambient temperature changes

## Smart Vegetable Compartment

The framed container enables easy opening and closing even when a lot of items are stored while offering indirect cooling to maintain the optimum moisture level.



High Humidity **Approx. 90%\***

\*Tested by Hitachi. Differs depending on the amount and type of vegetables.

## Slide Out Chilled Case

This case is chilled to a temperature of -1°C to preserve the freshness of meat, fish and cheese, and can also be used to cool drinks.



## Movable Twist Ice Tray



You can move the ice tray or even remove it for more convenient and efficient use of storage space.

## Bright, Energy Saving LED Light



Refrigerator compartment features LED lighting that lasts a long time and consumes much less energy than conventional lamps.

## Tempered Glass Shelves



Scratch-proof, heat-resistant and prevent spills, the tempered glass shelves can even hold up to 100kg\* each.  
\*Weight resistance of Tempered Glass.



# 2 Door Stylish Line



(BSL)

(BBK)

**INVERTER**

**Dual Sensing Control**

Energy Saving

Powerful Cooling

Stabilizer Free

Long Cool Keeper (12 Hours)


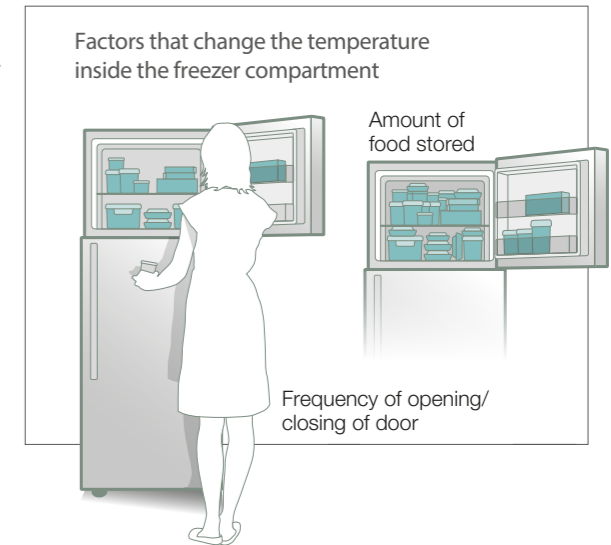
## Dual Sensing Control

Hitachi Refrigerators have two Eco Thermo Sensors, which detect any temperature changes separately to enable the ideal temperatures to be maintained in each of the compartments at all times.

If a refrigerator has only one sensor, which is usually in the refrigerator compartment, temperature changes in the freezer due to various factors can't be detected and stored items won't be properly frozen. Having an additional sensor also in the freezer ensures that won't happen and every item that is stored in each compartment is kept in ideal condition.



**ECO**  
THERMO-SENSOR



## Fresh Select

The Select Lever lets you adjust the inside temperature by switching between the two modes.



 Approx. 5°C <b>Vegetable Mode</b>	 Approx. 1°C <b>Dairy/Meat Mode</b>
<ul style="list-style-type: none"> <li>■ For storage of easily damaged soft fruits and vegetables</li> <li>■ Organizes items by size</li> </ul>	<ul style="list-style-type: none"> <li>■ Keeps meat and fish fresh</li> <li>■ Thaws frozen foods</li> <li>■ Rapidly cools drinks</li> </ul>

Stylish Net 290L / 260L



(BSL) Vegetable Compartment Refrigerator Compartment

Stylish Net 230L / 203L



(BSL) Vegetable Compartment Refrigerator Compartment

### Refrigerator Compartment

- Fresh Select
- Vegetable Compartment
- Tempered Glass Shelves
- LED Light

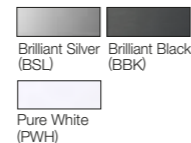
### Freezer Compartment

- Movable Twist Ice Tray
- Tempered Glass Shelf

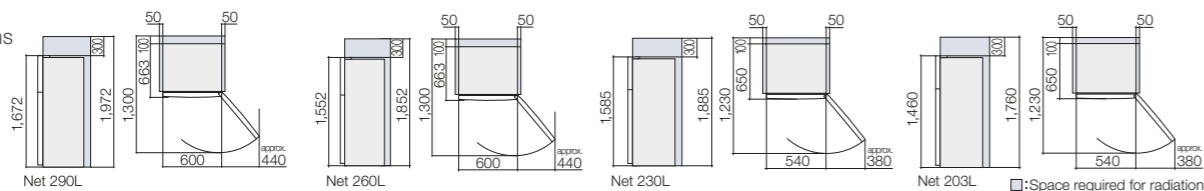
### General Features

- Inverter Control
- Dual Sensing Control (Eco Thermo-Sensor)
- Rear Temp. Control Dial
- Nano Titanium Filter
- Moldproof Door Gasket
- No Frost
- CFC-Free
- Lock and Key (Option)

### Color



Dimensions (mm)



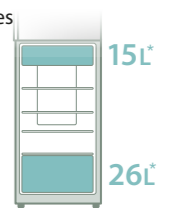
□: Space required for radiation.



## Vegetable Compartment


The vegetable compartment provides plenty of space to store large fruits and vegetables and to keep them fresh. Using Fresh Select in the Vegetable mode gives you even more storage space for neat organization.

\* The extra 15L provided by Fresh Select in the Vegetable mode lets you enjoy a total of 41L of space for large capacity storage. (Capacities 26L: Vegetable Compartment and 41L: total apply to the 290L and 260L models only.)



## Movable Twist Ice Tray

You can move the ice tray or even remove it for more convenient and efficient use of storage space.



## Tempered Glass Shelves

Scratch-proof and heat-resistant, the tempered glass shelves can even hold up to 100kg\* each.

\*Weight resistance of Tempered Glass.





# 3 Door Solfege



**INVERTER**

Energy Saving

Stabilizer Free

## Independent Vegetable Compartment

Optimum humidity is maintained inside the compartment to keep fruits and vegetables fresh. Located in the middle where it's easy to see and pull out, the double-deck construction is ideal for storing large quantities of items and easy organization of items.

\*Bottle storage only applicable for the 375L model.



Glass  
Net 375L / 315L

Stylish  
Net 375L / 315L

Refrigerator  
Compartment



Vegetable  
Compartment

Freezer  
Compartment

### Refrigerator Compartment

- Tempered Glass Shelves
- Slide Out Fresh Room
- LED Light

### Vegetable Compartment

- Slide Type Double-Deck Drawer
- High-Moisture Cooling

### Freezer Compartment

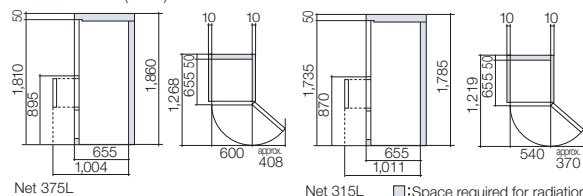
- Slide Type Double-Deck Drawer
- Automatic Ice Maker
- Quick Freezing

### General Features

- Inverter Control
- Eco Thermo-Sensor
- Touch Screen Controller\*1
- LED Control Panel\*2
- Nano Titanium Filter
- Moldproof Door Gasket
- No Frost ● CFC-Free
- HFC-Free

\*1 Applies to the Glass models.  
\*2 Applies to the Stylish models.

### Dimensions (mm)



## Refrigerator Compartment



### Bright, Energy Saving LED Light

Lasts a long time and consumes much less energy than conventional lamps.



### Touch Screen Controller

Flat glass panel lets you change the settings with a single touch. And a wipe is all it takes to clean the tempered glass surface.

\*Applies to the Glass models.

## Freezer Compartment



### Double-Deck Freezer Compartment

For easier organization of items.



### Automatic Ice Maker

Fill the tank in the refrigerator with water and ice cubes are automatically made for you in convenient position.



**SPECIFICATIONS**

Type / Pages		Side by Side / P.5-10						Bottom Freezer / P.13-20							
Door		3 Door	3 Door	3 Door	2 Door		4 Door				3 Door		2 Door		
Series		Luxury	Mirror	Glass				French Bottom							
Net Capacity (L)	Total	584	584	584	600	589	605	637	587	640	590	455	405	470	415
	Freezer	212	212	212	228	212	228	174	160	174	160	120	107	120	107
Dimensions (mm)	Width	920	920	920	920	920	920	915	860	915	860	750	680	750	680
	Height	1,795	1,775	1,775	1,775	1,775	1,775	1,835	1,835	1,835	1,835	1,780	1,780	1,795	1,795
	Depth with Handle	720	765	765	765	765	765	808	808	808	808	797	797	797	797
	Depth without Handle	720	720	720	720	720	720	777	777	777	777	760	760	760	760
INVERTER x Dual Fan Cooling		●	●	●	●	●	●	●	●	●	●	●	●	●	●
Refrigerator Compartment	Water Tank with Filter	●	●	●	-	●	-	●	●	-	-	-	-	-	-
	Selectable Mode Compartment	-	-	-	-	-	-	●	●	●	●	●	●	●	●
	Bottle and Wine Shelf	●	●	-	-	-	-	-	-	-	-	-	-	-	-
	Tempered Glass Shelves	●	●	●	●	●	●	●	●	●	●	●	●	●	●
	Dairy Pocket	●	●	●	●	●	●	-	-	-	-	-	-	-	-
	Double Layer Door Pocket	-	-	-	-	-	-	●	●	●	●	-	-	-	-
	LED Light	●	●	●	●	●	●	●	●	●	●	●	●	●	●
Vegetable Compartment	Separate Veg. Compartment	●	●	●	●	-	-	-	-	-	-	-	-	-	-
	Super Moist Drawers	3	3	3	3	2	2	-	-	-	-	-	-	-	-
	Aero-care Vege Compartment	-	-	-	-	-	-	●	●	●	●	-	-	-	-
	Open Assist Handle	-	-	-	-	-	-	●	●	●	●	-	-	-	-
	Smart-open Veg. Compartment	-	-	-	-	-	-	-	-	-	-	●	●	●	●
	LED Light	●	●	●	●	-	-	-	-	-	-	-	-	-	-
	Freezer Compartment	Automatic Ice Maker	●	●	●	-	●	-	-	-	-	-	-	-	-
Easy Twist Ice Maker	-	-	-	-	-	-	●	●	●	●	-	-	-	-	
Movable Twist Ice Tray	-	-	-	-	-	-	-	-	-	-	●	●	●	●	
Twist Ice Maker	-	-	-	●	-	●	-	-	-	-	-	-	-	-	
Quick Freezing	●	●	●	●	●	●	●	●	●	●	●	●	●	●	
Tempered Glass Shelves	●	●	●	●	●	●	-	-	-	-	-	-	-	-	
Drawers	3	3	3	2	2	2	-	-	-	-	-	-	-	-	
Double Slide Case	-	-	-	-	-	-	●	●	●	●	-	-	-	-	
Extra Wide Case	-	-	-	-	-	-	●	●	●	●	-	-	-	-	
Slide Type Double Deck Drawer	-	-	-	-	-	-	-	-	-	-	●	●	●	●	
LED Light	●	●	●	●	●	●	-	-	-	-	-	-	-	-	
General Features	Ice & Water Dispenser	●	●	●	-	●	-	-	-	-	-	-	-	-	-
	Water Dispenser	-	-	-	-	-	-	●	●	-	-	-	-	-	-
	VIP (Vacuum Insulation Panel)	●	-	-	-	-	-	●	●	●	●	-	-	-	-
	Auto Door	●	-	-	-	-	-	-	-	-	-	-	-	-	-
	Eco Monitoring Sensor	●	-	-	-	-	-	-	-	-	-	-	-	-	-
	Eco Thermo-Sensor	●	●	●	●	●	●	●	●	●	●	●	●	●	●
	Touch Screen Controller	●	●	●	●	●	●	●	●	●	●	●	●	●	●
	Eco Lamp	-	-	-	-	-	-	●	●	●	●	-	-	-	-
	Dual Fan Lamp	-	-	-	-	-	-	●	●	●	●	-	-	-	-
	Blue Digital Display	-	●	●	●	●	●	●	●	●	●	●	●	-	-
	Cool Power Display	-	●	●	●	●	●	-	-	-	-	●	●	-	-
	Nano Titanium Filter	●	●	●	●	●	●	●	●	●	●	●	●	●	●
	Door Alarm	●	●	●	●	●	●	●	●	●	●	●	●	●	●
	Common Features		Refrigerant R-600a / CFC-Free / HFC-Free / No Frost / Moldproof Door Gasket												
Color		DIA / MIR	MBW / MIR	GBK / GS			XGR / GBK	MIR / XGR / GBK	GBK / GBW / GGR / GS / GPW						

Color DIA MIR MBW GBK GS XGR GBW GGR GPW

**SPECIFICATIONS**

Type / Pages		Bottom Freezer / P.21-26			
Door		2 Door			
Series		Stylish Bottom			
		Glass Deluxe	Glass	Standard	
Net Capacity (L)	Total	330	330	330	275
	Freezer	115	115	115	92
Dimensions (mm)	Width	595	595	595	560
	Height	1,900	1,900	1,900	1,600
	Depth with Handle	650	650	650	655
	Depth without Handle	650	650	650	655
INVERTER x Dual Fan Cooling		●	-	-	-
INVERTER		-	●	●	●
Refrigerator Compartment	Slide Shelf	●	-	-	-
	Selectable Mode Compartment	●	-	-	-
	Fresh Select	-	-	-	●
	Spot Cooling Function	-	-	-	●
	Bottle and Wine Shelf	●	-	-	-
	Tempered Glass Shelves	●	●	●	-
	Tempered Glass Shelves (Decorative frame)	-	-	-	●
	Vegetable Compartment	●	●	●	●
	Adjustable Pocket	●	●	●	-
	Bottom Pocket	●	●	●	●
LED Light	●	●	●	●	
Freezer Compartment	Easy Access Case	1	1	1	1
	Hybrid Freezing	●	-	-	-
	Deep & Large Case	2	2	2	1
	Quick Freezing	●	-	-	-
	Tempered Glass Shelves	-	-	-	●
	Ice Tray	●	●	●	●
	Ice Box	●	(●)	(●)	●
	General Features	Eco Thermo-Sensor	●	●	●
Dual Sensing Control (Eco Thermo-Sensor)	-	-	-	●	
Touch Screen Controller	●	-	-	-	
Eco Lamp	●	-	-	-	
Dual Fan Lamp	●	-	-	-	
Rear Temp. Control Dial	-	●	●	●	
Nano Titanium Filter	●	●	●	●	
Door Alarm	●	-	-	-	
Common Features		Refrigerant R-600a / CFC-Free / HFC-Free / No Frost / Moldproof Door Gasket			
Color	Glass	XGR / GBK / GS / GPW / GBE	GBK / GS / GPW / GBE	-	-
		Inox	-	INX	-
	Other Color	-	-	SLS / PWH	BSL / BBK

Color XGR GBK GS GPW GBE INX SLS PWH BSL BBK



**SPECIFICATIONS**

Type / Pages		Top Freezer / P.29-30 / P.33-34									
Door		4 Door					2 Door				
Series		New Big French		Big2							
		Deluxe	Standard						Super Big2		
		Glass	Glass	Stylish	Glass			Stylish			
Net Capacity (L)	Total	540	540	540	550	510	450	550	510	450	
	Freezer	144	144	144	145	145	117	145	145	117	
Dimensions (mm)	Width	855	855	855	855	855	715	855	855	715	
	Height	1,835	1,835	1,835	1,835	1,760	1,835	1,835	1,760	1,835	
	Depth with Handle	737	737	737	740	740	740	740	740	740	
	Depth without Handle	727	727	727	740	740	740	740	740	740	
INVERTER x Dual Fan Cooling		●	●	●	●	●	●	●	●	●	
Refrigerator Compartment	Fresh Select	●	●	●	●	●	●	●	●	●	
	Tempered Glass Shelves	●	●	●	●	●	●	●	●	●	
	Water Tank with Filter (Water Dispenser)	●	●	●	-	-	-	-	-	-	
	Water Tank with Filter (Automatic Ice Maker)	●	-	-	(●)	(●)	(●)	-	-	-	
	LED Light	●	●	●	●	●	●	●	●	●	
Big, Moisture-Guard Vegetable Compartment		●	●	●	●	●	●	●	●	●	
Freezer Compartment	Automatic Ice Maker	●	-	-	(●)	(●)	(●)	-	-	-	
	Movable Twist Ice Tray	-	●	●	●	●	●	●	●	●	
	Quick Freezing	●	●	●	●	●	●	-	-	-	
	Tempered Glass Shelf	●	●	●	●	●	●	●	●	●	
	LED Light	●	●	●	●	●	●	●	●	●	
General Features	Dual Sensing Control (Eco Thermo-Sensor)	●	●	●	●	●	●	●	●	●	
	Water Dispenser	●	●	●	-	-	-	-	-	-	
	Touch Screen Controller	●	●	●	●	●	●	●	●	●	
	Nano Titanium Filter	●	●	●	●	●	●	●	●	●	
	Door Alarm	●	●	●	●	●	●	●	●	●	
	Lock and Key	-	-	-	-	-	-	(●)	(●)	(●)	
Common Features		Refrigerant R-600a / CFC-Free / HFC-Free / No Frost / Moldproof Door Gasket									
Color	Glass	GBK / GBW / GGR / GPW / GBE		GBK / GGR / GPW			-				
	Brilliant Color	BSL / BBK		-			BSL / BBK				
	Other Color	-		-			TWH / PWH / BEG				

Color GBK GBW GGR GPW GBE BSL BBK TWH PWH BEG INX SLS

**SPECIFICATIONS**

Type / Pages		Top Freezer / P.37-38					
Door		2 Door					
Series		Stylish Line					
		Glass			Stylish		
Net Capacity (L)	Total	395	365	335	395	365	335
	Freezer	109	101	101	109	101	101
Dimensions (mm)	Width	680	650	650	680	650	650
	Height	1,770	1,695	1,605	1,770	1,695	1,605
	Depth without Handle	720	720	720	720	720	720
INVERTER x Dual Fan Cooling		●	●	●	●	●	●
Refrigerator Compartment	Slide Out Chilled Case	●	●	●	●	●	●
	Tempered Glass Shelves	(●)	(●)	(●)	(●)	(●)	(●)
	LED Light	●	●	●	●	●	●
Vegetable Compartment	Framed Container	●	●	●	●	●	●
Freezer Compartment	Movable Twist Ice Tray	●	●	●	●	●	●
	Tempered Glass Shelf	(●)	(●)	(●)	(●)	(●)	(●)
General Features	Eco Thermo-Sensor	●	●	●	●	●	●
	Smart Control Dial	●	●	●	●	●	●
	Nano Titanium Filter	●	●	●	●	●	●
	Lock and Key	-	-	-	(●)	(●)	(●)
Common Features		Refrigerant R-600a / CFC-Free / HFC-Free / No Frost / Moldproof Door Gasket					
Color	Glass	XGR / XRZ / GBK / GBW / GGR			-		
	Inox	-			INX		
	Other Color	-			SLS / PWH		

Color XGR XRZ GBK GBW GGR INX SLS PWH

Type / Pages		Top Freezer / P.39-40			
Door		2 Door			
Series		Stylish Line			
Net Capacity (L)	Total	290	260	230	203
	Freezer	70	70	54	51
Dimensions (mm)	Width	600	600	540	540
	Height	1,672	1,552	1,585	1,460
	Depth without Handle	663	663	650	650
INVERTER		●	●	●	●
Refrigerator Compartment	Fresh Select	●	●	●	●
	Tempered Glass Shelves	●	●	●	●
	LED Light	●	●	●	●
	Vegetable Compartment	●	●	●	●
Freezer Compartment	Movable Twist Ice Tray	●	●	●	●
	Ice Tray & Ice Box	(●)	(●)	(●)	(●)
	Tempered Glass Shelf	●	●	●	●
General Features	Dual Sensing Control (Eco Thermo-Sensor)	●	●	●	●
	Rear Temp. Control Dial	●	●	●	●
	Nano Titanium Filter	●	●	●	●
	Lock and Key	(●)	(●)	(●)	(●)
Common Features		Refrigerant R-600a / CFC-Free / HFC-Free / No Frost / Moldproof Door Gasket			
Color	Brilliant Color	BSL / BBK			
	Other Color	PWH			

Color BSL BBK PWH GBK GBW GS INX

Type / Pages		Multi Door / P.41-42			
Door		3 Door			
Series		Solfege			
		Glass		Stylish	
Net Capacity (L)	Total	375	315	375	315
	Freezer	75	66	75	66
Dimensions (mm)	Width	600	540	600	540
	Height	1,810	1,735	1,810	1,735
	Depth without Handle	655	655	655	655
INVERTER		●	●	●	●
Refrigerator Compartment	Slide Out Fresh Room	●	●	●	●
	Tempered Glass Shelves	●	●	●	●
	LED Light	●	●	●	●
Vegetable Compartment	High-Moisture Cooling	●	●	●	●
Freezer Compartment	Slide Type Double Deck Drawer	●	●	●	●
	Automatic Ice Maker	●	●	●	●
	Quick Freezing	●	●	●	●
General Features	Slide Type Double Deck Drawer	●	●	●	●
	Eco Thermo-Sensor	●	●	●	●
	Touch Screen Controller	●	●	-	-
Common Features	LED Control Panel	-	-	●	●
	Nano Titanium Filter	●	●	●	●
	Door Alarm	●	●	●	●
Common Features		Refrigerant R-600a / CFC-Free / HFC-Free / No Frost / Moldproof Door Gasket			
Color	Glass	GBK / GBW / GS		-	
	Inox	-		INX	
	Other Color	-		-	